

EDGE PULL

Windsor designed glideLOCK system is engineered to ensure precise and perfect operation. A new generation of sliding door hardware from Windsor, LUME is precision in motion.

5610 Edge Pull

INCLUDES

- > Single 5610 Sliding Door Edge Pull

Technical Information

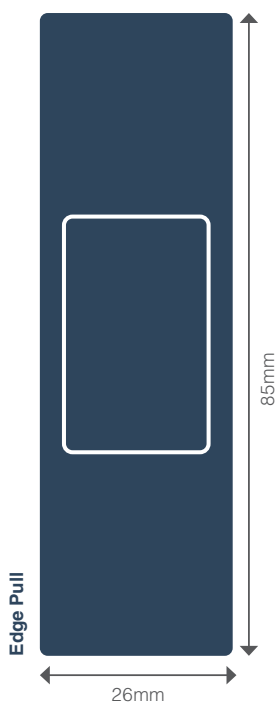
SPECS

- > Solid Brass construction
- > Door thickness: 30mm minimum

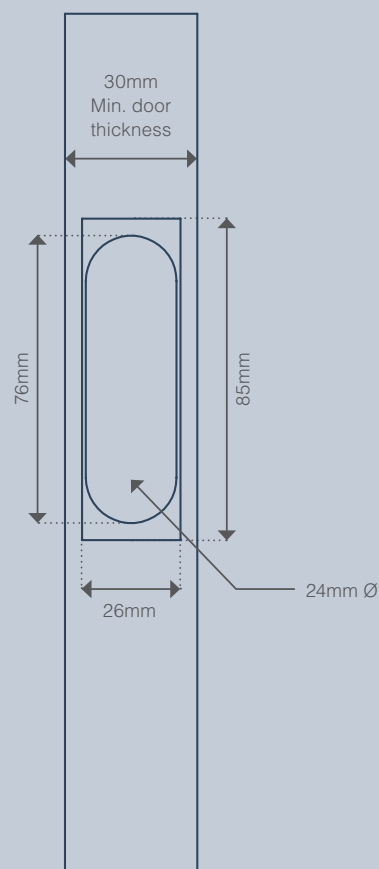
INSTALLATION

- > Edge Pull installation diagram shown on the right

Product Dimensions



INSTALLATION DIAGRAM



EDGE PULL

Care & Maintenance

Stocked Finishes

To protect your handles we suggest cleaning the surface of your hardware periodically with a warm soapy lightly dampened cloth to remove any build-up of dust and grime that may cause corrosion and affect the integrity of the finish. Then simply dry thoroughly with a clean, soft cloth. Minimum of monthly cleaning of door handles is recommended for both finish preservation and general hygiene.

Atmospheric conditions, salt deposits, acids, caustic agents, cement or dust on construction sites all have the potential to cause discolouration to the surface.

Please avoid using any metal polishes, abrasive cleaners, scorers or rough cloths that may damage or scratch the hardware and do not spray or immerse the hardware in liquid to clean.

Living Finishes

The living finishes will naturally patina over time with general use. As with all living and aging finishes, it is recommended to clean the surface periodically with a damp soapy cloth to remove any build up of dust and grime that may cause corrosion and affect the integrity of the finish.

Oil Rubbed Bronze, Roman Brass and Dark Roman Brass can be preserved by gently applying a thin oil layer to the surface from time to time. Wipe a thin layer of olive oil (or similar) over the handle then with a clean cloth wipe again to remove any excess on the surface.

Lacquered Finishes

The finishes with a lacquer are recommended to be kept free of dust and grime to prevent any chance of these particles affecting the integrity of the lacquer and potentially causing breakdown or discolouration. We suggest these are wiped and cleaned periodically using a mild window cleaner and damp cloth.

Gloss Lacquered finishes may get some light surface scratches appearing with normal wear and tear, for this we recommend using the Windsor wax polish occasionally, rubbing this lightly over the affected area to will provide a layer of protection for extended finish longevity.

We do not recommend Lacquered Finishes to be used externally as if badly scratched or damaged tarnishing can occur.

LUME

Finishes

Stocked

Brushed Nickel



Matt Black




Cocoa Bronze



Graphite Nickel




Matt Satin Brass



Living

Dark Roman Brass



Natural Bronze



Oil Rubbed Bronze



Roman Brass



Unlacquered Satin Brass



Lacquered

Antique Bronze



To view this product in each finish option, visit our [website](#) and enter the product code listed on page 1 of this document.