

LOCKING SET

Windsor designed glideLOCK system is engineered to ensure precise and perfect operation. A new generation of sliding door hardware from Windsor, LUME is precision in motion.

5730..... Integrated Locking Set - Key/Key

5730 LOCKING SET INCLUDES

- > 2x 5634 Euro Locking Flush Pulls, Euro Cylinder - Key/Key (see below table),
- 5660 Euro Mortice Lock with Integrated Edge Pull - 55mm backset, 5382/5380 Timber Striker (finish specific)

Technical Information

SPECS

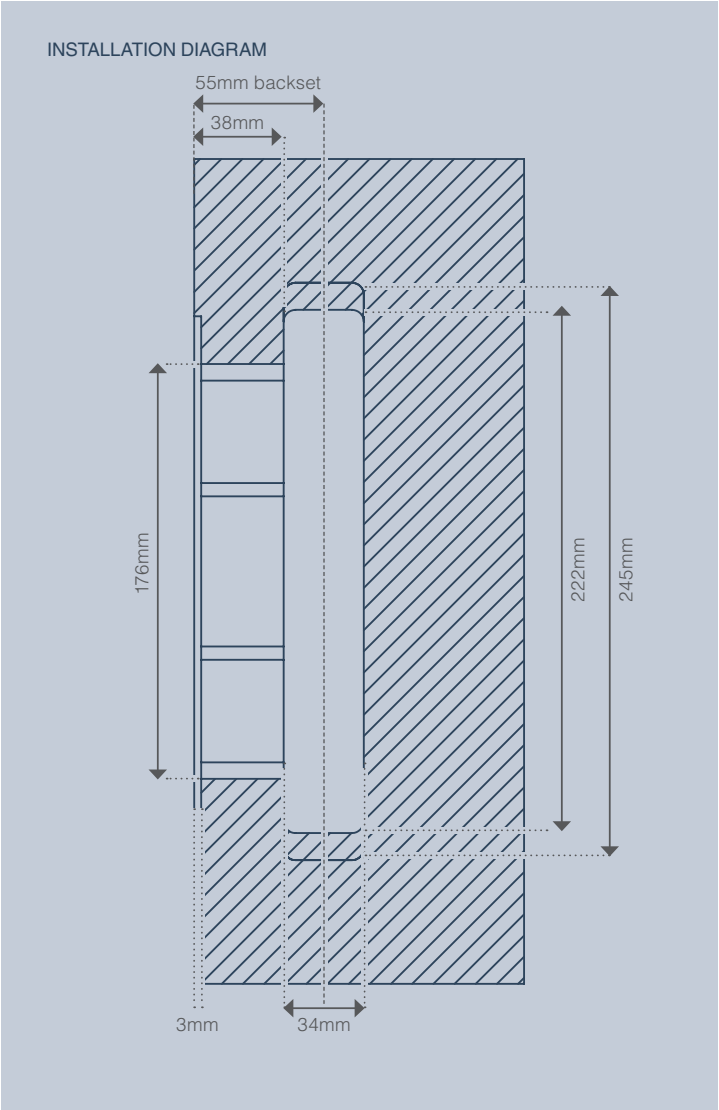
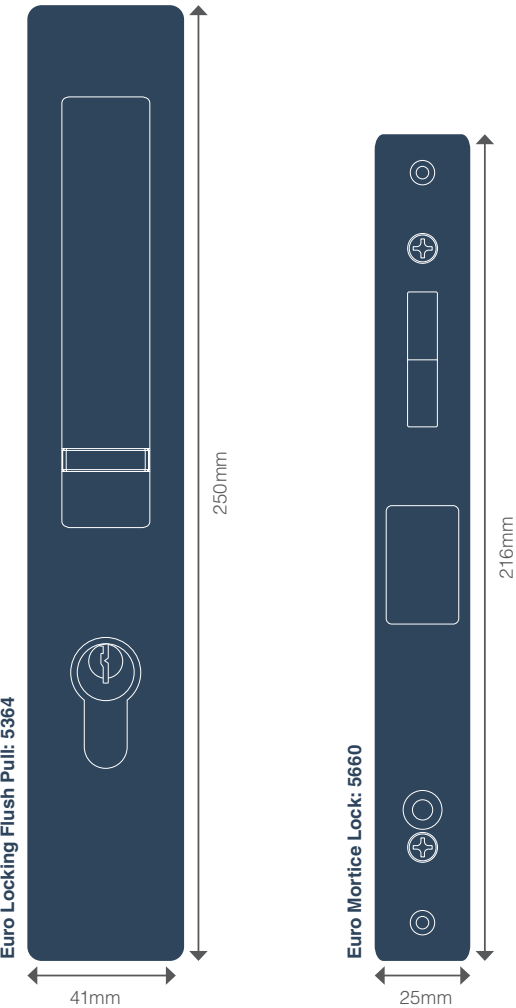
- > Solid Brass Flush Pulls and Faceplate
- > Flush Pull size: 250 x 41mm
- > Faceplate depth: 3mm
- > Lockcase depth: 68mm
- > Door thickness: 35-58mm (59mm+ to order)
- > Fixings included
- > Aluminium strike available on request
- > Integrated Edge Pull or Blank Mortice Faceplate
- > Cylinder sizes & door thicknesses:

Code Suffix*	Cylinder	Door
-1	40mm	35mm – 37mm
-2	44mm	38mm – 42mm
-3	52mm	48mm – 51mm
-4	60mm	52mm – 58mm

INSTALLATION

- > 55mm backset
- > Locking Set installation diagram shown on the right

Product Dimensions

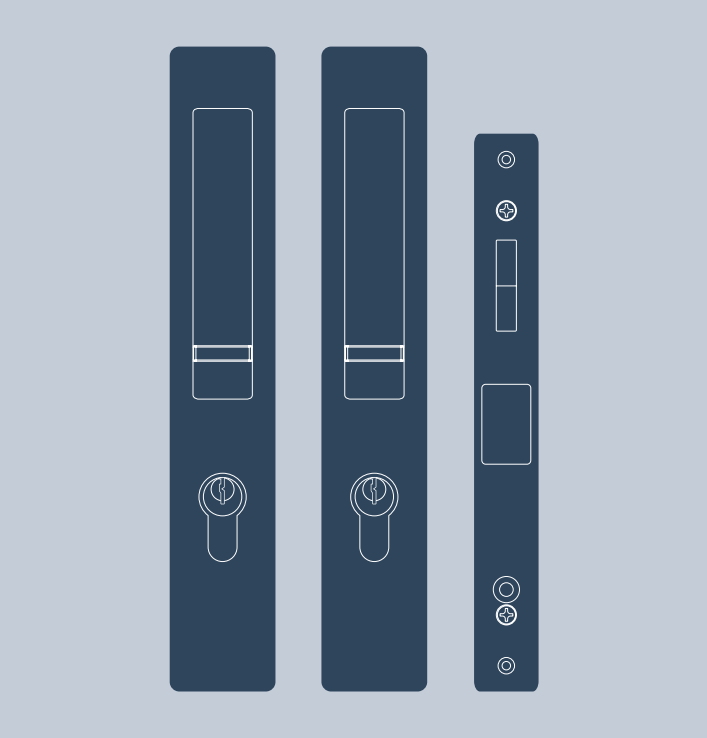


* Code suffix indicates which kit to order for your door thickness e.g. 5730-1 is for doors 35–37mm thick

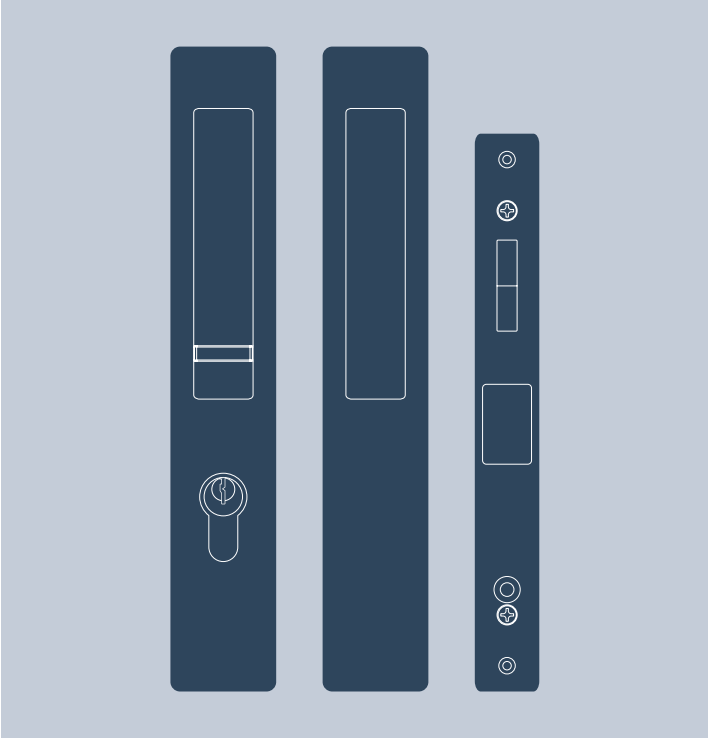
LOCKING SET

LUME

Integrated Configuration Options



5730 Integrated Locking Set - Key/Key



5740 Integrated Locking Set - Key/Blank


5730 LOCKING SET INCLUDES

- > 2x 5634 Euro Locking Flush Pulls, Euro Cylinder - Key/Key*, 5660 Euro Mortice Lock with Integrated Edge Pull - 55mm backset, 5382/5380 Timber Striker (finish specific)

5740 LOCKING SET INCLUDES

- > 5634 Euro Locking Flush Pull, 5367 Euro Blank Flush Pull, Euro Cylinder - Key*, 5660 Euro Mortice Lock with Integrated Edge Pull - 55mm backset, 5382/5380 Timber Striker (finish specific)

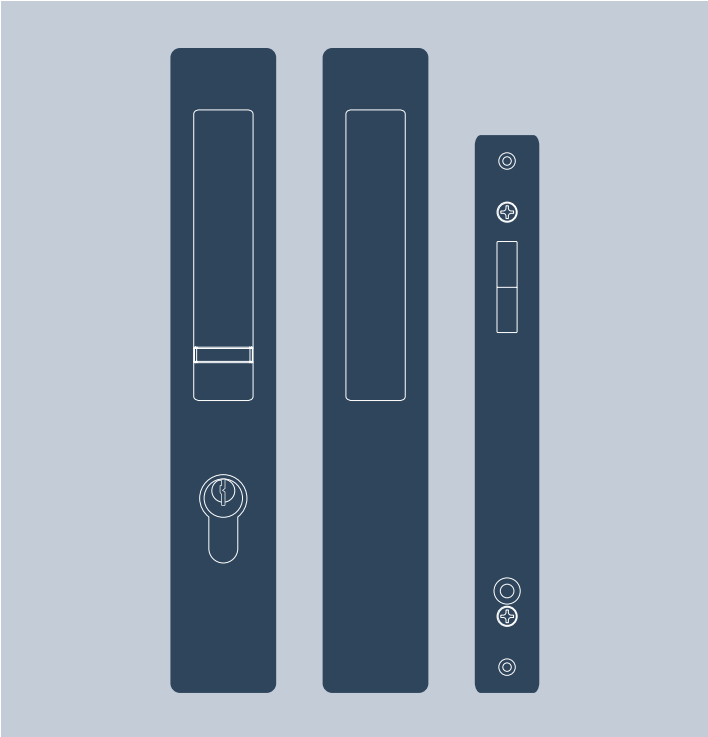
Non-Integrated Configuration Options



5830 Locking Set - Key/Key

5830 LOCKING SET INCLUDES

- > 2x 5634 Euro Locking Flush Pull, Euro Cylinder - Key/Key*, 5664 Euro Mortice Lock - 55mm backset, 5382/5380 Timber Striker (finish specific)



5840 Locking Set - Key/Blank

5840 LOCKING SET INCLUDES

- > 5634 Euro Locking Flush Pull, 5367 Euro Blank Flush Pull, Euro Cylinder - Key*, 5664 Euro Mortice Lock - 55mm backset, 5382/5380 Timber Striker (finish specific)

* Refer to table on page 1 for cylinder code specific to door thickness

LOCKING SET

Care & Maintenance

Stocked Finishes

To protect your handles we suggest cleaning the surface of your hardware periodically with a warm soapy lightly dampened cloth to remove any build-up of dust and grime that may cause corrosion and affect the integrity of the finish. Then simply dry thoroughly with a clean, soft cloth. Minimum of monthly cleaning of door handles is recommended for both finish preservation and general hygiene.

Atmospheric conditions, salt deposits, acids, caustic agents, cement or dust on construction sites all have the potential to cause discolouration to the surface.

Please avoid using any metal polishes, abrasive cleaners, scorers or rough cloths that may damage or scratch the hardware and do not spray or immerse the hardware in liquid to clean.

Living Finishes

The living finishes will naturally patina over time with general use. As with all living and aging finishes, it is recommended to clean the surface periodically with a damp soapy cloth to remove any build up of dust and grime that may cause corrosion and affect the integrity of the finish.

Oil Rubbed Bronze, Roman Brass and Dark Roman Brass can be preserved by gently applying a thin oil layer to the surface from time to time. Wipe a thin layer of olive oil (or similar) over the handle then with a clean cloth wipe again to remove any excess on the surface.

Lacquered Finishes

The finishes with a lacquer are recommended to be kept free of dust and grime to prevent any chance of these particles affecting the integrity of the lacquer and potentially causing breakdown or discolouration. We suggest these are wiped and cleaned periodically using a mild window cleaner and damp cloth.

Gloss Lacquered finishes may get some light surface scratches appearing with normal wear and tear, for this we recommend using the Windsor wax polish occasionally, rubbing this lightly over the affected area to will provide a layer of protection for extended finish longevity.


We do not recommend Lacquered Finishes to be used externally as if badly scratched or damaged tarnishing can occur.

LUME

Finishes

Stocked

Brushed Nickel



Matt Black



Cocoa Bronze



Graphite Nickel




Matt Satin Brass



Living

Dark Roman Brass




Natural Bronze



Oil Rubbed Bronze



Roman Brass



Unlacquered Satin Brass



Lacquered

Antique Bronze



To view this product in each finish option, visit our [website](#) and enter the product code listed on page 1 of this document.