

PRIVACY SET

Windsor designed glideLOCK system is engineered to ensure precise and perfect operation. A new generation of sliding door hardware from Windsor, LUME is precision in motion.

5700..... Integrated Privacy Set - Snib/Release

5700-35 Integrated Privacy Set - Snib/Release (35mm - 37mm door thickness)*

5700 PRIVACY SET INCLUDES

- > 5625 Emergency Release Flush Pull, 5630 Privacy Snib Flush Pull,
- 5650 Privacy Mortice Lock with Integrated Edge Pull – 55mm Backset,
- 5382/5380 Timber Striker (finish specific)

Technical Information

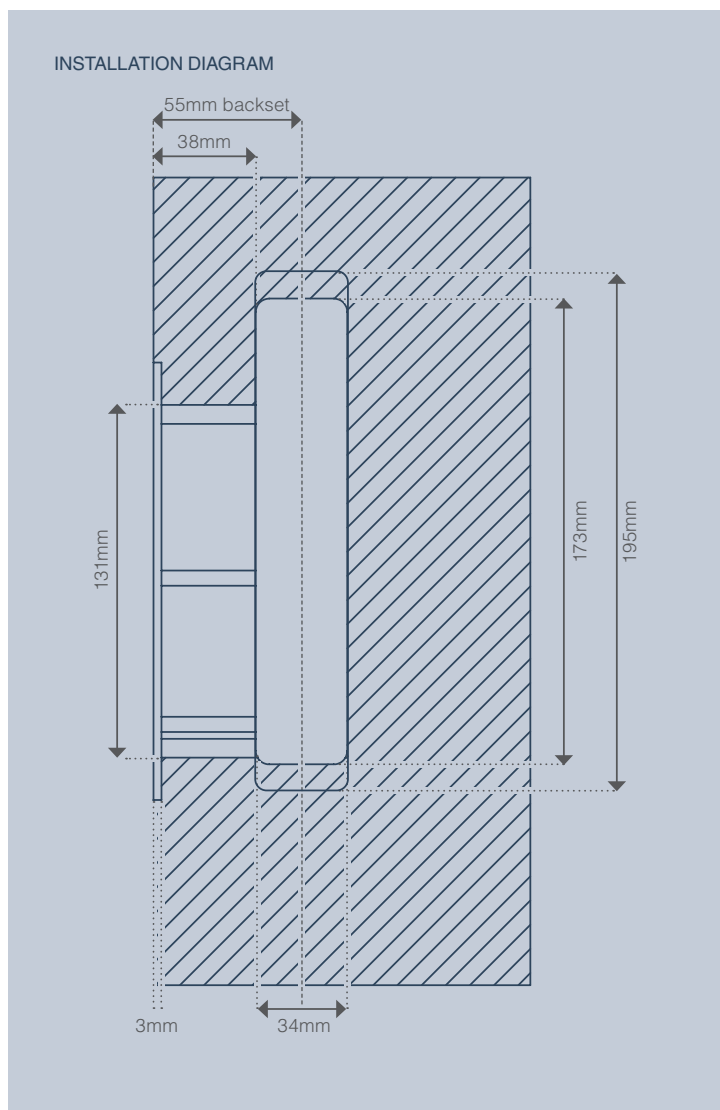
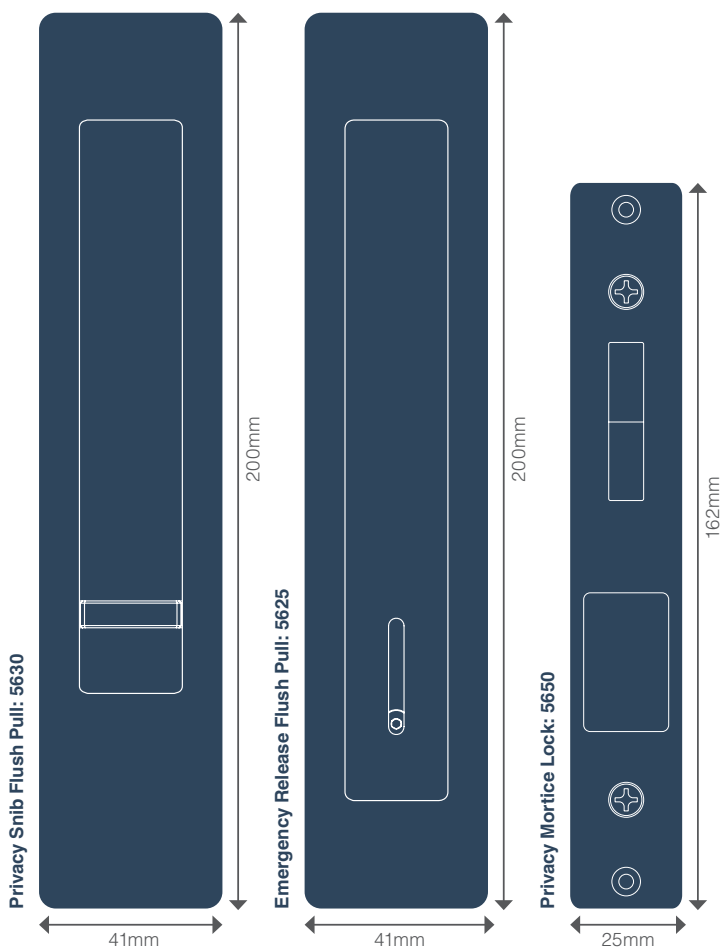
SPECS

- > Solid Brass Flush Pulls and Faceplate
- > Faceplate depth: 3mm
- > Lockcase depth: 68mm
- > Door thickness: 35mm – 65mm* (Over 65mm to order)
- > Integrated Edge Pull or Blank Mortice Faceplate
- > Emergency release
- > All required fixing included
- > Aluminium strike available on request

INSTALLATION

- > 55mm backset
- > Privacy Set installation diagram shown on the right

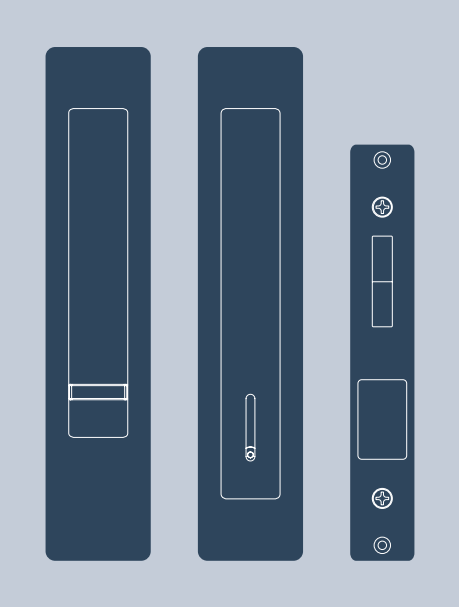
Product Dimensions



* Kits to suit 35–37mm doors available by adding -35 to the product code

PRIVACY SET

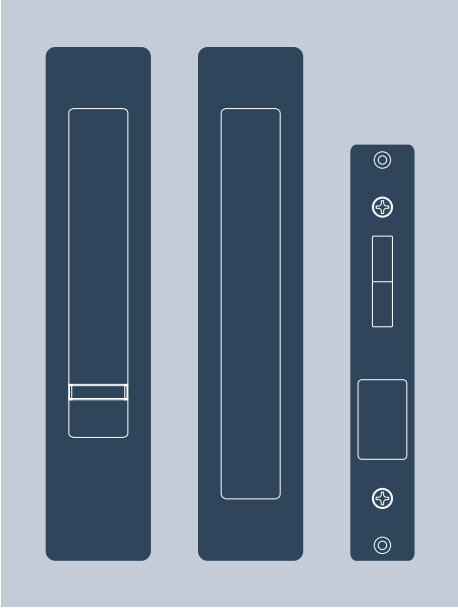
Integrated Configuration Options



5700 Integrated Privacy Set - Snib/Release*
5700-35..... Integrated Privacy Set - Snib/Release (35mm door thickness)*

5700 PRIVACY SET INCLUDES

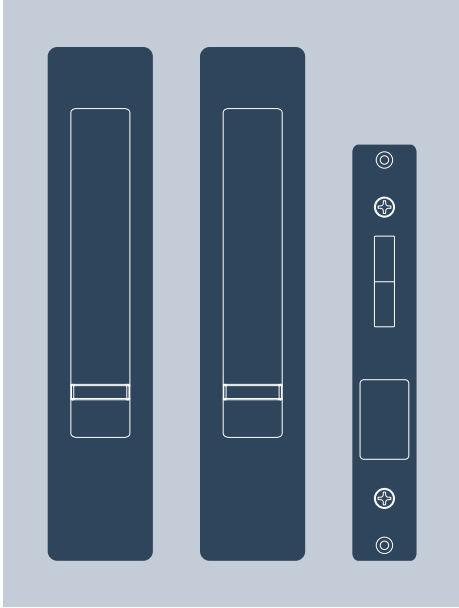
- > 5630 Privacy Snib Flush Pull, 5625 Emergency Release Flush Pull, 5650 Privacy Mortice Lock with Integrated Edge Pull – 55mm backset, 5382/5380 Timber Striker (finish specific)



5710 Integrated Privacy Set - Snib/Blank
5710-35..... Integrated Privacy Set - Snib/Blank (35mm door thickness)

5710 PRIVACY SET INCLUDES

- > 5630 Privacy Snib Flush Pull, 5620 Flush Pull, 5650 Privacy Mortice Lock with Integrated Edge Pull – 55mm Backset, 5382/5380 timber striker (finish specific)

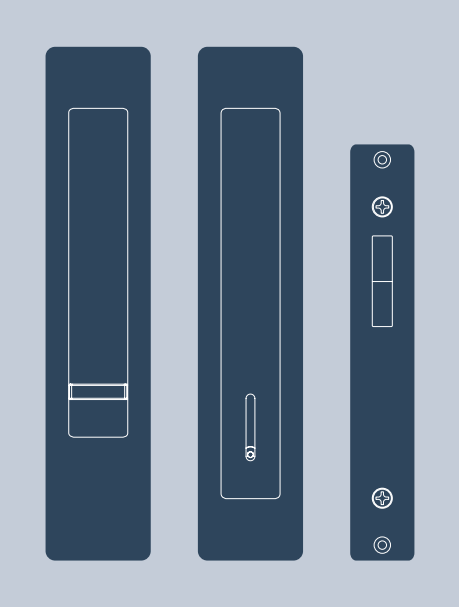


5720 Integrated Privacy Set - Snib/Snib
5720-35..... Integrated Privacy Set - Snib/Snib (35mm door thickness)

5720 PRIVACY SET INCLUDES

- > 2x 5630 Privacy Snib Flush Pulls, 5650 Privacy Mortice Lock with Integrated Edge Pull – 55mm Backset, 5382/5380 timber striker (finish specific)

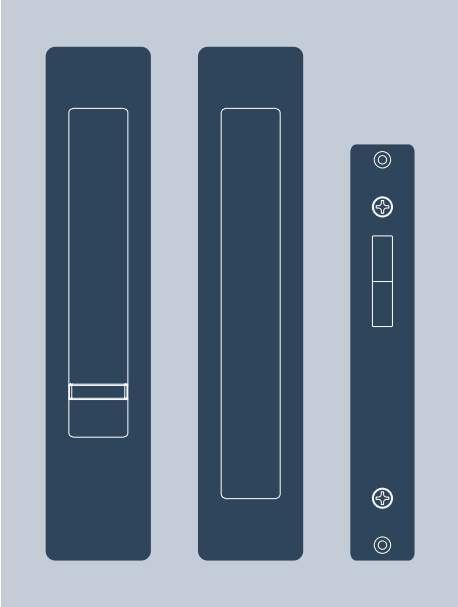
Non-Integrated Configuration Options



5800 Privacy Set - Snib/Release*
5800-35..... Privacy Set - Snib/Release (35mm door thickness)*

5800 PRIVACY SET INCLUDES

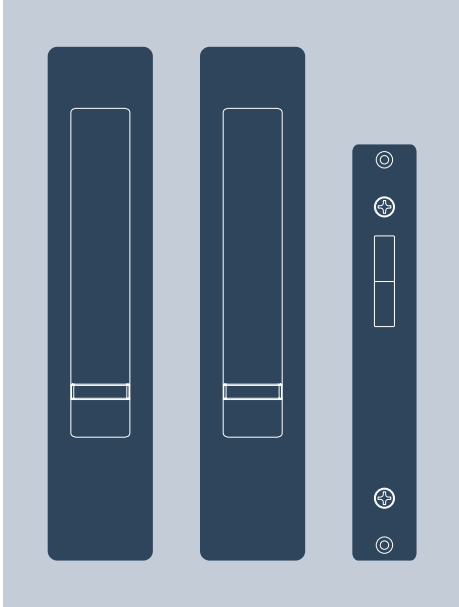
- > 5630 Privacy Snib Flush Pull, 5625 Emergency Release Flush Pull, 5654 Privacy Mortice Lock – 55mm Backset, 5382/5380 timber striker (finish specific)



5810 Privacy Set - Snib/Blank
5810-35..... Privacy Set - Snib/Blank (35mm door thickness)

5810 PRIVACY SET INCLUDES

- > 5630 Privacy Snib Flush Pull, 5620 200mm Flush Pull, 5654 Privacy Mortice Lock – 55mm Backset, 5382/5380 Timber Striker (finish specific)



5820 Privacy Set - Snib/Snib
5820-35..... Privacy Set - Snib/Snib (35mm door thickness)

5820 PRIVACY SET INCLUDES

- > 2x 5630 Privacy Snib Flush Pulls, 5654 Privacy Mortice Lock – 55mm Backset, 5382/5380 Timber Striker (finish specific)

* For bathroom applications, we recommend the Snib/Release options

PRIVACY SET

Care & Maintenance

Stocked Finishes

To protect your handles we suggest cleaning the surface of your hardware periodically with a warm soapy lightly dampened cloth to remove any build-up of dust and grime that may cause corrosion and affect the integrity of the finish. Then simply dry thoroughly with a clean, soft cloth. Minimum of monthly cleaning of door handles is recommended for both finish preservation and general hygiene.

Atmospheric conditions, salt deposits, acids, caustic agents, cement or dust on construction sites all have the potential to cause discolouration to the surface.

Please avoid using any metal polishes, abrasive cleaners, scorers or rough cloths that may damage or scratch the hardware and do not spray or immerse the hardware in liquid to clean.

Living Finishes

The living finishes will naturally patina over time with general use. As with all living and aging finishes, it is recommended to clean the surface periodically with a damp soapy cloth to remove any build up of dust and grime that may cause corrosion and affect the integrity of the finish.

Oil Rubbed Bronze, Roman Brass and Dark Roman Brass can be preserved by gently applying a thin oil layer to the surface from time to time. Wipe a thin layer of olive oil (or similar) over the handle then with a clean cloth wipe again to remove any excess on the surface.

Lacquered Finishes

The finishes with a lacquer are recommended to be kept free of dust and grime to prevent any chance of these particles affecting the integrity of the lacquer and potentially causing breakdown or discolouration. We suggest these are wiped and cleaned periodically using a mild window cleaner and damp cloth.

Gloss Lacquered finishes may get some light surface scratches appearing with normal wear and tear, for this we recommend using the Windsor wax polish occasionally, rubbing this lightly over the affected area to will provide a layer of protection for extended finish longevity.


We do not recommend Lacquered Finishes to be used externally as if badly scratched or damaged tarnishing can occur.

LUME

Finishes

Stocked

Brushed Nickel



Matt Black



Cocoa Bronze



Graphite Nickel




Matt Satin Brass



Living

Dark Roman Brass



Natural Bronze



Oil Rubbed Bronze



Roman Brass



Unlacquered Satin Brass



Lacquered

Antique Bronze



To view this product in each finish option, visit our [website](#) and enter the product code listed on page 1 of this document.