

Sento Pull Handle - Plain

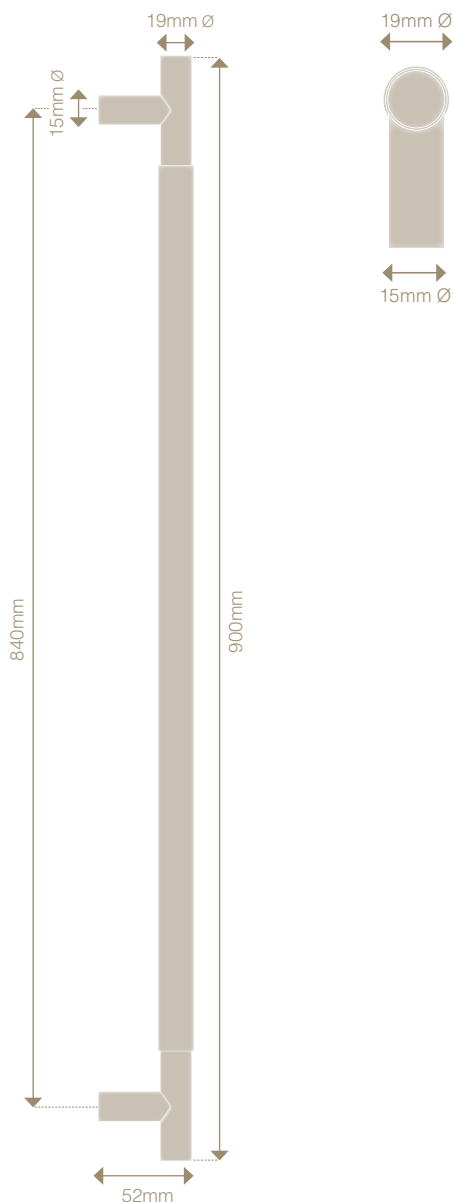
Make a statement with your entrance hardware.

8361 900mm Pull Handle

Specs

- Constructed from solid brass
- Fixings included to suit both glass and timber doors in a range of thicknesses:
 - Back-to-Back pairs – Suits door thickness 10mm – 60mm
 - Rear Fix – Suits door thickness 10mm – 70mm
 - Face Fix – Suits any door thickness*Note: longer screws can be requested for thicker doors.*
- Suitable for interior and exterior use (advise application on order)

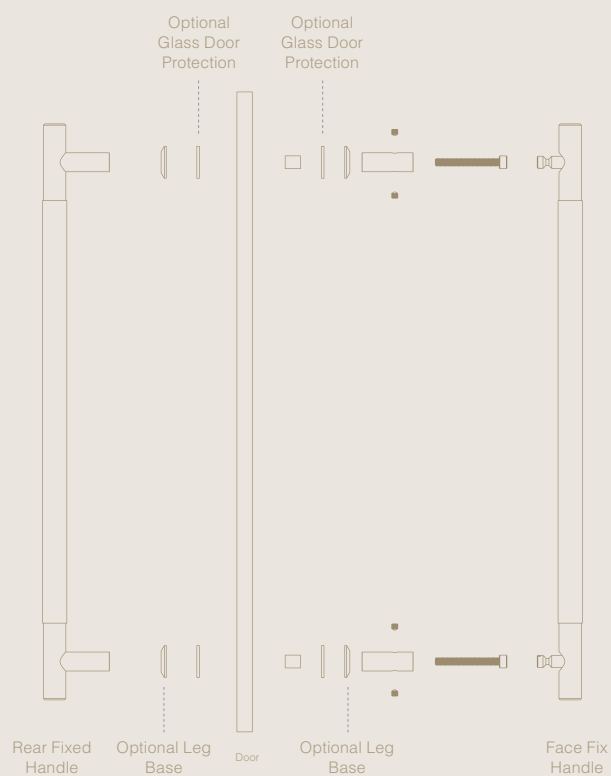
Dimensions



Sento




Installation




Sento - Plain
Version 2

Finishes


Stocked




Brushed Nickel




Matt Black



Cocoa Bronze




Graphite Nickel




Matt Satin Brass


Living




Dark Roman Brass



Oil Rubbed Bronze



Roman Brass



Unlacquered Satin Brass

To view this handle style in each finish option, visit our [website](#) and enter any product code listed on page 1 of this document.

Care & Maintenance

Stocked Finishes

To protect your handles we suggest cleaning the surface of your hardware periodically with a warm soapy lightly dampened cloth to remove any build-up of dust and grime that may cause corrosion and affect the integrity of the finish. Then simply dry thoroughly with a clean, soft cloth. Minimum of monthly cleaning of door handles is recommended for both finish preservation and general hygiene.

Atmospheric conditions, salt deposits, acids, caustic agents, cement or dust on construction sites all have the potential to cause discolouration to the surface.

Please avoid using any metal polishes, abrasive cleaners, scorers or rough cloths that may damage or scratch the hardware and do not spray or immerse the hardware in liquid to clean.

Living Finishes

The living finishes will naturally patina over time with general use. As with all living and aging finishes, it is recommended to clean the surface periodically with a damp soapy cloth to remove any build up of dust and grime that may cause corrosion and affect the integrity of the finish.

Dark Roman Brass, Oil Rubbed Bronze, Roman Brass and Unlacquered Satin Brass can be preserved by gently applying a thin oil layer to the surface from time to time. Wipe a thin layer of olive oil (or similar) over the handle then with a clean cloth wipe again to remove any excess on the surface.