

# Juno


Our Astron Series door furniture is perfect for the modern home.

## Rose

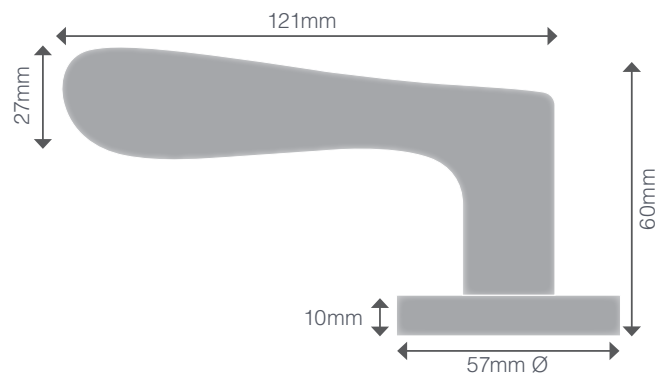
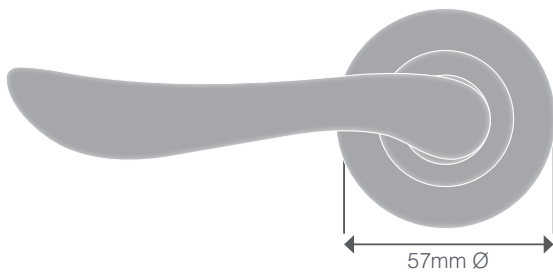
- 7019 .....Lever Set
- 7019D.....Dummy Lever
- 7036.....Passage Set
- 7037.....Privacy Set
- 7081.....Entrance Set
- 7192.....Privacy Set - Integrated

- > Lever Set  
Includes Levers only
- > Dummy Set  
Includes single Lever Handle and 1152 Dummy Mount
- > Passage Set  
Includes Levers and 1131 Tubular Latch - 60mm backset
- > Privacy Set  
Includes Levers, 1131 Tubular Latch (60mm backset) and 7032 Privacy Bolt, Turn and Escape
- > Entrance Set  
Includes Levers, 1143 Euro Mortice Lock, 7020 Escutcheons and 1148 Euro Cylinder and Turn
- > Integrated Privacy Set  
Includes Levers and 60mm backset Tubular Privacy Latch

# Astron



## Dimensions



## Specs

- > Constructed from zinc alloy
- > Suits door thicknesses of 32–50mm
- > For door thicknesses that exceed this, custom spindles and alternative fixings will need to be sourced
- > Suitable for interior and exterior use

## Installation

- > 60mm backset (see diagram)
- > 25mm spindle hole
- > 6mm pilot holes at 3 and 9 o'clock positions
- > Passage Set installation shown

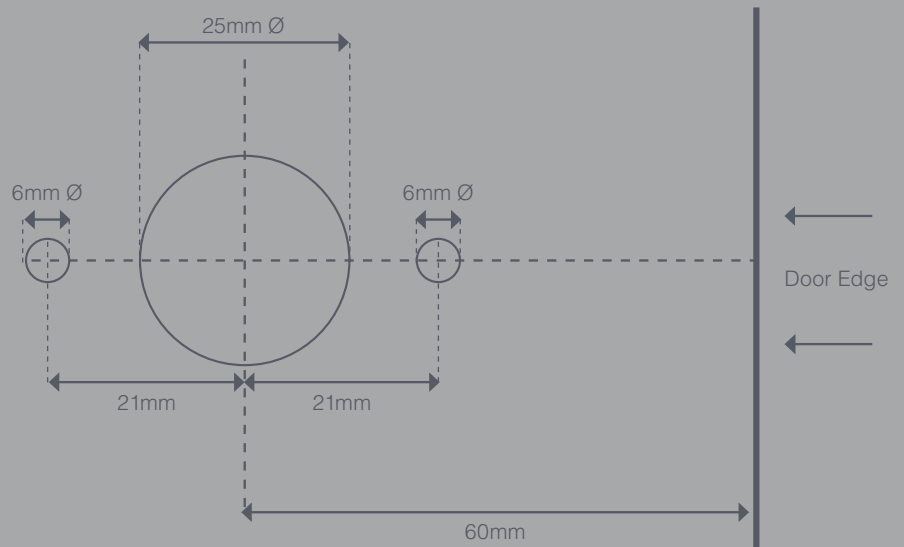


Diagram is not to scale, please refer to fitting instructions [here](#).

Finishes  
Stocked

BN


Brushed Nickel



SC

Satin Chrome

## Special



PC

Powdercoat

> Colours are from  
the Dulux range

To view this handle style in each finish option, visit our [website](#) and enter any product code listed on page 1 of this document.

## Care &amp; Maintenance

**Stocked Finishes**

To protect your handles we suggest cleaning the surface of your hardware periodically with a warm soapy lightly dampened cloth to remove any build-up of dust and grime that may cause corrosion and affect the integrity of the finish. Then simply dry thoroughly with a clean, soft cloth. Minimum of monthly cleaning of door handles is recommended for both finish preservation and general hygiene.

Atmospheric conditions, salt deposits, acids, caustic agents, cement or dust on construction sites all have the potential to cause discolouration to the surface.

Please avoid using any metal polishes, abrasive cleaners, scorers or rough cloths that may damage or scratch the hardware and do not spray or immerse the hardware in liquid to clean.