

# Kepler

The curved ends of the Kepler pull handle are symbolic of several aspects of its namesake, including the abundance of surrounding mountainous peaks and tussock high country.

## Kepler Pull Handle

8337 ..... 600mm Pull Handle  
8337-FF ..... 600mm Face Fix Pull Handle  
8337-RF ..... 600mm Rear Fix Pull Handle

## Specs

- > Constructed from solid brass
- > Fixings included to suit both glass and timber doors in a range of thicknesses (see below)
- > Back-to-Back Pairs – Min. 12mm, max. is the length of the screws minus 25mm
- > Face Fix – Can be fixed to any door thickness
- > Rear Fix – The length of the screws minus 10mm
- > Suitable for interior and exterior use (advise application on order)
- > For external applications we recommend selecting a living finish that will age gracefully over time instead of a lacquered finish that may tarnish if it gets badly scratched or damaged.


## Dimensions



NZ Made  
Artisan




## Installation



## Finishes

### Living




**DRB**

Dark Roman Brass



**NB**

Natural Bronze




**OR**

Oil Rubbed Bronze



**RB**

Roman Brass



**UB**

Unlacquered Brass



**USB**


Unlacquered  
Satin Brass

### Lacquered




**AB**

Antique Bronze



**PB**

Polished Brass




**MSB**

Matt Satin Brass

### Matt Lacquered

### Powdercoat



**PC**

Powdercoat

> Colours are from  
the Dulux range

To view this handle style in each finish option, visit our [website](#) and enter any product code listed on page 1 of this document.

## Care & Maintenance

### Living Finishes

The living finishes will naturally patina over time with general use. As with all living and aging finishes, it is recommended to clean the surface periodically with a damp soapy cloth to remove any build up of dust and grime that may cause corrosion and affect the integrity of the finish.

Unlacquered Brass can be further protected by using the Windsor wax polish occasionally, rubbing this lightly over the surface will provide a layer of protection for extended finish longevity.

Oil Rubbed Bronze, Roman Brass and Dark Roman Brass can be preserved by gently applying a thin oil layer to the surface from time to time. Wipe a thin layer of olive oil (or similar) over the handle then with a clean cloth wipe again to remove any excess on the surface.

### Lacquered Finishes

The finishes with a lacquer are recommended to be kept free of dust and grime to prevent any chance of these particles affecting the integrity of the lacquer and potentially causing breakdown or discolouration. We suggest these are wiped and cleaned periodically using a mild window cleaner and damp cloth.

Gloss Lacquered finishes may get some light surface scratches appearing with normal wear and tear, for this we recommend using the Windsor wax polish occasionally, rubbing this lightly over the affected area to will provide a layer of protection for extended finish longevity.

We do not recommend Lacquered Finishes to be used externally as if badly scratched or damaged tarnishing can occur.