

# NIDO

**Windsor**  
ARCHITECTURAL HARDWARE

Sleek edges embellished  
with raw texture offer a  
sensory experience.

Simplicity and complexity  
unite in a harmonious fusion.

A natural evolution of  
industrial elegance.



# Technical Information

- > **Rose Lever Set**  
Includes Levers only
- > **Rose Dummy Lever**  
Includes single Lever and 1152 Dummy Mount
- > **Rose Passage Set**  
Includes Levers and 1172 Tubular Latch - 57mm b/s
- > **Rose Privacy Set – Separate**  
Includes Levers, 1172 Tubular Latch and 8400/8410/8456 Turn & Release Set - 57mm b/s
- > **Rose Entrance Set E85**  
Includes Levers, 1403 or 1143 Euro Mortice Lock (finish dependent), 1148 Euro Cylinder & Turn and 8420 Euro Escutcheons - 60mm b/s
- > **Longplate Lever Set**  
Includes Levers only
- > **Longplate Dummy Lever**  
Includes single LH or RH Lever and 1152 Dummy Mount
- > **Longplate Passage Set**  
Includes Levers and 1172 Tubular Latch - 57mm b/s
- > **Longplate Privacy Set P85**  
Includes P85 Levers, 1172 Tubular Latch, 1173 Tubular Bolt and 8451/8452/8457 Turn & Escape - 57mm b/s
- > **Longplate Entrance Set E85**  
Includes E85 Levers, 1403 or 1143 Euro Mortice Lock (finish dependent) and 1148 Euro Cylinder & Turn - 60mm b/s

## NIDO

### Verge - Linear Knurled



56mmØ x 7mm rose  
**8481** ..... Lever Set  
**8481D** ..... Dummy Lever  
**8482** ..... Passage Set  
**8485** ..... Privacy Set – Separate  
**8484** ..... E85 Entrance Set

### Verge - Diamond Knurled



56mmØ x 7mm rose  
**8431** ..... Lever Set  
**8431D** ..... Dummy Lever  
**8432** ..... Passage Set  
**8435** ..... Privacy Set – Separate  
**8434** ..... E85 Entrance Set

### Verge - Plain



56mmØ x 7mm rose  
**8421** ..... Lever Set  
**8421D** ..... Dummy Lever  
**8422** ..... Passage Set  
**8425** ..... Privacy Set – Separate  
**8424** ..... E85 Entrance Set



230mm x 40mm x 6mm longplate  
**8483** ..... Lever Set  
**8483LD** ..... Dummy Lever – LH  
**8483RD** ..... Dummy Lever – RH  
**8483-E85** ..... E85 Lever Set  
**8487** ..... Passage Set  
**8488** ..... P85 Privacy Set  
**8486** ..... E85 Entrance Set



230mm x 40mm x 6mm longplate  
**8433** ..... Lever Set  
**8433LD** ..... Dummy Lever – LH  
**8433RD** ..... Dummy Lever – RH  
**8433-E85** ..... E85 Lever Set  
**8437** ..... Passage Set  
**8438** ..... P85 Privacy Set  
**8436** ..... E85 Entrance Set




230mm x 40mm x 6mm longplate  
**8423** ..... Lever Set  
**8423LD** ..... Dummy Lever – LH  
**8423RD** ..... Dummy Lever – RH  
**8423-E85** ..... E85 Lever Set  
**8427** ..... Passage Set  
**8428** ..... P85 Privacy Set  
**8426** ..... E85 Entrance Set

### Modella



56mmØ x 7mm rose  
**8441** ..... Lever Set  
**8441D** ..... Dummy Lever  
**8442** ..... Passage Set  
**8445** ..... Privacy Set – Separate  
**8444** ..... E85 Entrance Set

### Lumina - Linear Knurled



56mmØ x 7mm rose  
**8491** ..... Lever Set  
**8491D** ..... Dummy Lever  
**8492** ..... Passage Set  
**8495** ..... Privacy Set – Separate  
**8494** ..... E85 Entrance Set

### Lumina - Diamond Knurled



56mmØ x 7mm rose  
**8411** ..... Lever Set  
**8411D** ..... Dummy Lever  
**8412** ..... Passage Set  
**8415** ..... Privacy Set – Separate  
**8414** ..... E85 Entrance Set

### Lumina - Plain



56mmØ x 7mm rose  
**8401** ..... Lever Set  
**8401D** ..... Dummy Lever  
**8402** ..... Passage Set  
**8405** ..... Privacy Set – Separate  
**8404** ..... E85 Entrance Set



230mm x 40mm x 6mm longplate  
**8443** ..... Lever Set  
**8443LD** ..... Dummy Lever – LH  
**8443RD** ..... Dummy Lever – RH  
**8443-E85** ..... E85 Lever Set  
**8447** ..... Passage Set  
**8448** ..... P85 Privacy Set  
**8446** ..... Entrance Set



230mm x 40mm x 6mm longplate  
**8493** ..... Lever Set  
**8493LD** ..... Dummy Lever – LH  
**8493RD** ..... Dummy Lever – RH  
**8493-E85** ..... E85 Lever Set  
**8497** ..... Passage Set  
**8498** ..... P85 Privacy Set  
**8496** ..... E85 Entrance Set



230mm x 40mm x 6mm longplate  
**8413** ..... Lever Set  
**8413LD** ..... Dummy Lever – LH  
**8413RD** ..... Dummy Lever – RH  
**8413-E85** ..... E85 Lever Set  
**8417** ..... Passage Set  
**8418** ..... P85 Privacy Set  
**8416** ..... E85 Entrance Set



230mm x 40mm x 6mm longplate  
**8403** ..... Lever Set  
**8403LD** ..... Dummy Lever – LH  
**8403RD** ..... Dummy Lever – RH  
**8403-E85** ..... E85 Lever Set  
**8407** ..... Passage Set  
**8450** ..... P85 Privacy Set  
**8406** ..... E85 Entrance Set



NZ Lead Times: Stocked Finishes 1–2 Days Special Finishes 14 Days

AU Lead Times: Stocked Finishes 7 Days Special Finishes 21 Days

# Entrance Hardware


## Solid Brass Pull Handles



RB

### Round Profile - Linear Knurled


8354 450mm o/a, Pulls only  
8357 600mm o/a, Pulls only  
8360 900mm o/a, Pulls only



DRB

### Round Profile - Diamond Knurled

8353 450mm o/a, Pulls only  
8356 600mm o/a, Pulls only  
8359 900mm o/a, Pulls only




MSB

### Round Profile - Plain

8355 450mm o/a, Pulls only  
8358 600mm o/a, Pulls only  
8361 900mm o/a, Pulls only



## Pull Handles



SS

### Polo

7099 450mm o/a, Pulls only  
7100 600mm o/a, Pulls only



## Solid Brass Pull Handles



DRB

### Milford

8331 400mm o/a, Pulls only  
8332 600mm o/a, Pulls only



RB

### Kepler

8336 400mm o/a, Pulls only  
8337 600mm o/a, Pulls only



MSB

### Tasman

8341 400mm o/a, Pulls only  
8342 600mm o/a, Pulls only



## Pull Handles



BLK

### Square Profile

7054 450mm o/a, Pulls only  
7055 600mm o/a, Pulls only



## Double Turn Lock Kits



GN

1550 Plain  
60mm b/s bolt  
56mm Ø x 7mm roses  
Solid Brass



MSB

1551 Diamond Knurled  
60mm b/s bolt  
56mm Ø x 7mm roses  
Solid Brass



BN

1552 Linear Knurled  
60mm b/s bolt  
56mm Ø x 7mm roses  
Solid Brass



BLK

1183 Round (shown), 54mm Ø roses  
1184 Square, 54mm square roses  
60mm b/s  
18mm standard throw



**BLK** Matt Black  
**BN** Brushed Nickel


**DRB** Dark Roman Brass  
**GN** Graphite Nickel

**MSB** Matt Satin Brass  
**RB** Roman Brass

**SS** Brushed Stainless Steel (matches BN and SC)  
(All Ex Stock)

# Accessories


## Privacy Set



**8400 Plain**  
57mm b/s bolt  
56mm Ø x 7mm roses  
5mm spindle



**8410 Diamond Knurled**  
57mm b/s bolt  
56mm Ø x 7mm roses  
5mm spindle



**8456 Linear Knurled**  
57mm b/s bolt  
56mm Ø x 7mm roses  
5mm spindle



## Cavity Suite Ultra



**5401 Passage Set**  
**5402 Privacy Set**  
**5403 Locking Set**



## Flush Pulls



**5318** 158mm x 42mm



## Concealed Skirting Fix Doorstops



**5240**  
Solid Brass  
85mm x 30mm



**5291 Diamond Knurled**  
Solid Brass  
85mm x 25mm



**5292 Linear Knurled**  
Solid Brass  
85mm x 25mm



## Floor Mount Doorstops



**5256**  
38mm x 38mm



**5293 Diamond Knurled**  
Solid Brass  
38mm x 30mm



**5294 Linear Knurled**  
Solid Brass  
38mm x 30mm



**5282 Plain**  
Solid Brass  
60mm x 30mm



## Door Magnets



**1262**  
22mm x 8mm



**1464**  
25mm x 7mm  
Concealed Fix Cup Magnet

## Solid Brass Cabinet Handles



code	knurl	mm crs	mm o/a	Ø bar	mm pj*
6502	plain	130	160	15	41
6503	plain	230	260	15	41
6504	plain	330	360	15	41
6508	diamond	130	160	15	41
6509	diamond	230	260	15	41
6510	diamond	330	360	15	41
6514	linear	130	160	15	41
6515	linear	230	260	15	41
6516	linear	330	360	15	41



\*projection will increase to 44mm if the bases are used on the handles.

## Radius Hinge



**5904 Stainless Steel**  
Loose Pin  
89mm x 60mm



**5902 Solid Brass**  
Fixed Pin Flat Tip  
101.6mm x 76.2mm



## Cabinet Knobs



**6523 Plain** 38mm Ø  
**6524 Diamond Knurled** 40.5mm pj\*  
**6525 Linear Knurled**



\*projection will increase to 43.5mm if the bases are used on the knobs.

## Cabinet T-Bar



**6520 Plain** 70mm o/a  
**6521 Diamond Knurled** 41.5mm pj\*  
**6522 Linear Knurled** 15mm Ø bar



\*projection will increase to 44.5mm if the bases are used on the t-bar.

NZ Lead Times: Stocked Finishes 1-2 Days Special Finishes 14 Days

AU Lead Times: Stocked Finishes 7 Days Special Finishes 21 Days